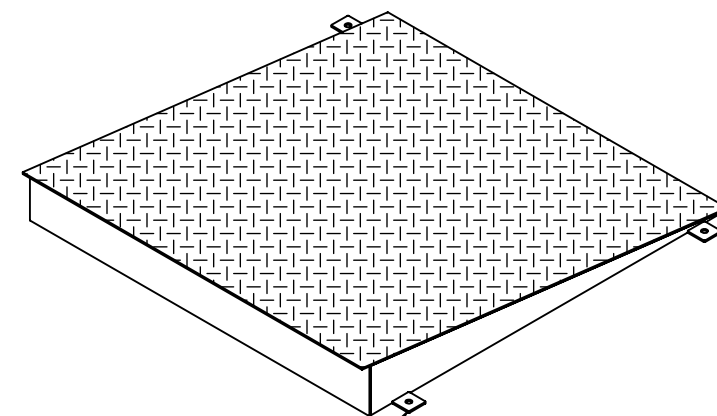
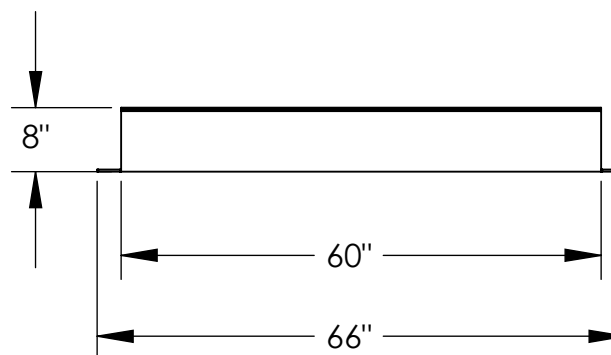
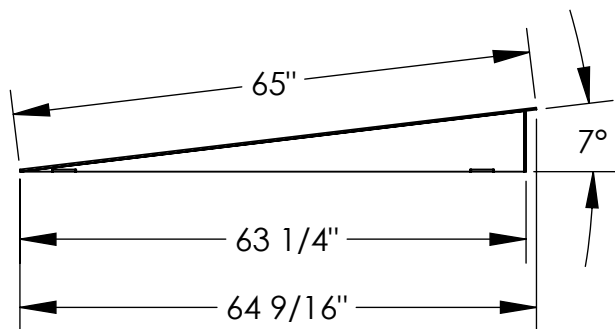


WL-100 APPROACH RAMP - WL-AR8

APPROX WEIGHT: 378.62 lbs.
 DOES NOT INCLUDE WEIGHT OF POWER OR PACKAGING!!!

*** ANY ADDITIONS, DELETIONS, OR OMISSIONS MUST BE CORRECTED ON THIS DRAWING AS THIS DRAWING WILL BE CONSIDERED ALL INCLUSIVE ***

ALL GRAPHICS PROVIDED ARE FOR REFERENCE ONLY. IF CERTAIN DIMENSIONS ARE CRITICAL PLEASE VERIFY THOSE DIMENSIONS WITH YOUR SALESPERSON



BOLT DOWN BRACKETS
 APPROACH RAMPS MUST BE ANCHORED TO THE FLOOR (HARDWARE NOT INCLUDED)

STANDARD FEATURES

- MODEL NUMBER IS WL-AR8
- OVERALL WIDTH IS 66"
- USABLE WIDTH IS 60"
- OVERALL LENGTH IS 64 9/16"
- USABLE LENGTH IS 65"
- OVERALL HEIGHT IS 8"
- FOR 8" LOWERED HEIGHT LIFTS RAMP IS 60" WIDE X 65" LONG
- 7° RAMP ANGLE
- WELDED STEEL CONSTRUCTION
- COLOR IS BROWN

SPECIAL FEATURES

NONE

A P P R O V A L	I, THE UNDERSIGNED, AGREE THAT THE PRODUCT AS REPRESENTED SATISFIES DESIGN AND DIMENSION REQUIREMENTS. I ALSO ACKNOWLEDGE MY DUTY TO CONFIRM PRODUCT AND INSTALLATION COMPLIANCE WITH ALL APPLICABLE FEDERAL, STATE AND LOCAL REGULATIONS AND STANDARDS.	
	ANY MODIFIED UNITS ARE NON-RETURNABLE	
	[] As drawn [] As marked	
	Signed: _____	Date: _____
Printed Name: _____		
LEAD TIME WILL START UPON RECEIPT OF SIGNED APPROVAL DRAWING		

FOR INTERNAL USE ONLY PROJECT SIGN OFF	
SALES	
ENG.	
FAB.	
POWER	

DISTRIBUTOR'S NAME:		P.O.#
VESTIL MANUFACTURING		X
DRAWN BY: ND	DATE: 9/21/09	W.O.#
REFERENCE: X	SCALE: 1:24	X
QUOTED LEAD TIME: X	QUOTE #	FILE NAME:
	X	05-007-035